PS5 | PS4 XBOX SERIES X|S STEAM®

FATAL FURY: City of the Wolves
Open Beta Test

February 20 (12 AM PST) - February 24 (11:59 PM PST)

Share Your Feedback

If you're participating in the open beta test (OBT), we would love to hear your feedback.
Read on to find out more about the added features,
then tell us about your experience during the OBT using the Player Questionnaire below.

Any technical issues encountered while playing the OBT can be relayed
to us via our dedicated Issue Report Form, also below.

Thank you for helping us improve the online experience
for FATAL FURY: City of the Wolves!

▶Player Questionnaire

▶Issue Report Form

* Feel free to submit as many form responses as you want.
* Forms must be submitted by March 4, 2025 (6:59 AM PST).

About the Open Beta Test

Platforms

PlayStation®5 / PlayStation®4 /
Xbox Series X|S / Steam
* No PlayStation®Plus or Xbox Live Gold subscription required.

Playable Content

· **ONLINE**
RANKED MATCH / CASUAL MATCH / ROOM MATCH
ONLINE PROFILE / LEADERBOARD

· **OFFLINE**
PRACTICE > TUTORIAL

· **SETTINGS**
SYSTEM / GAME / SOUND / DISPLAY / BUTTON CONFIG

· **Characters**
Rock Howard / Terry Bogard / Mai Shiranui / B. Jenet /
Hotaru Futaba / Preecha / Vox Reaper / Kain R. Heinlein

Period

February 20 (12 AM PST)
– February 24 (11:59 PM PST)

* Please understand that the game may not always function properly or as intended during this test.
* An Internet connection is required for this test (including for Tutorial Mode).
* This version of the game will only be playable during the designated test period.
* Save data from this test cannot be transferred to the retail version.
* Test content is subject to change without notice.
* Specific terminology for cross-platform play varies by platform, but the feature itself is the same.
  - PlayStation®5 / PlayStation®4: Crossplay
  - Xbox Series X|S: Cross-network play
  - Steam: Cross-platform play

Basic Controls

The following explains how to control your character in-game.

Choose from two control schemes: **Arcade Style** offers a more conventional method of play based on precise, technical inputs. **Smart Style** lets you perform flashy special moves and combos using directional inputs and single button presses.



* Images show controls for the PlayStation®5 version.

To learn more about controls, mechanics, and the in-game battle HUD, check out the **Fighting Guide** on the game's official website.

ONLINE

Wolf Tag creation

You will be asked to create a Wolf Tag when launching the OBT version of the game for the first time.
* 3–13 half-width alphanumeric characters (6 numerals or less)

* All images are from the PlayStation®4 version.

Select a server region

After creating your Wolf Tag, you'll be asked to select a server region.
* You can change your selection from the Battle Settings screen at any time.
* The game will consider your chosen server region when performing search functions during online play. Your selection does not dictate the server you connect to as a player.

ONLINE: Take the Fight Worldwide!

The Online panel on the main menu is where you can seek out other OBT players around the world.

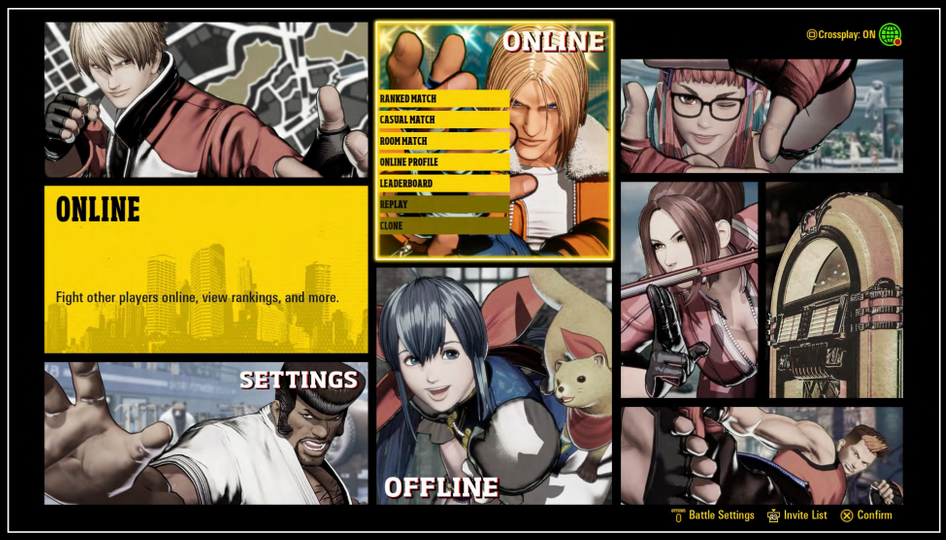

Ranked Match

Fight matches online. Your performance affects your points and rank.

In order to assign an initial rank, you'll fight three preliminary battles against the CPU. Your rank depends on your results.
* Leaving any of these battles midway will count as a loss.

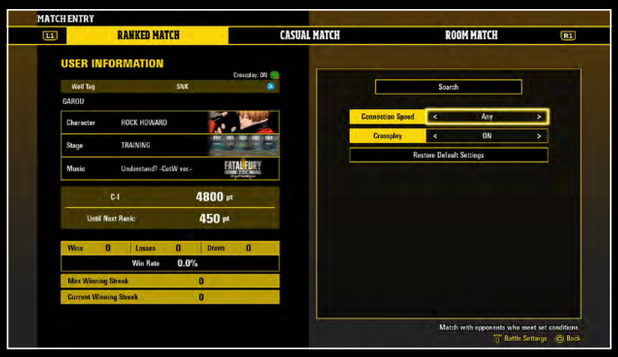

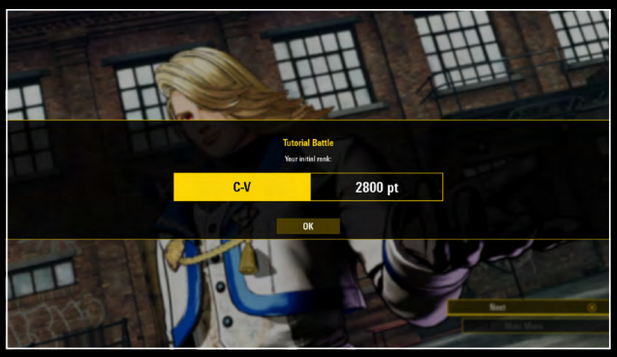

Once your initial rank is decided, you'll be returned to the Match Entry screen.
From here you can adjust matchmaking settings and search for online opponents.

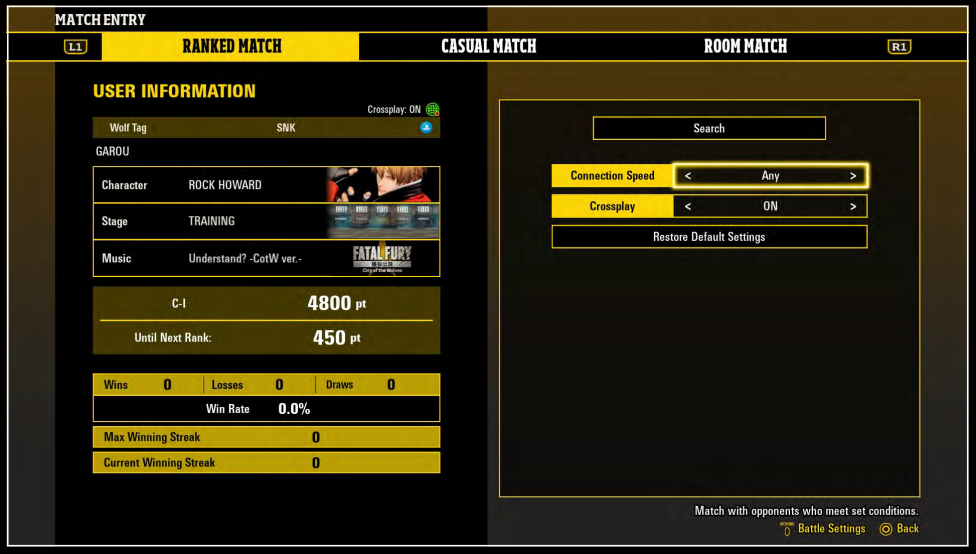

Casual Match

Fight matches online without worrying about changes in points or rank.
* If you haven't been assigned an initial rank from the Ranked Match tab yet, you'll fight three preliminary battles against the CPU.

Once your initial rank is decided, you'll be returned to the Match Entry screen.
From here you can adjust matchmaking settings and search for online opponents.

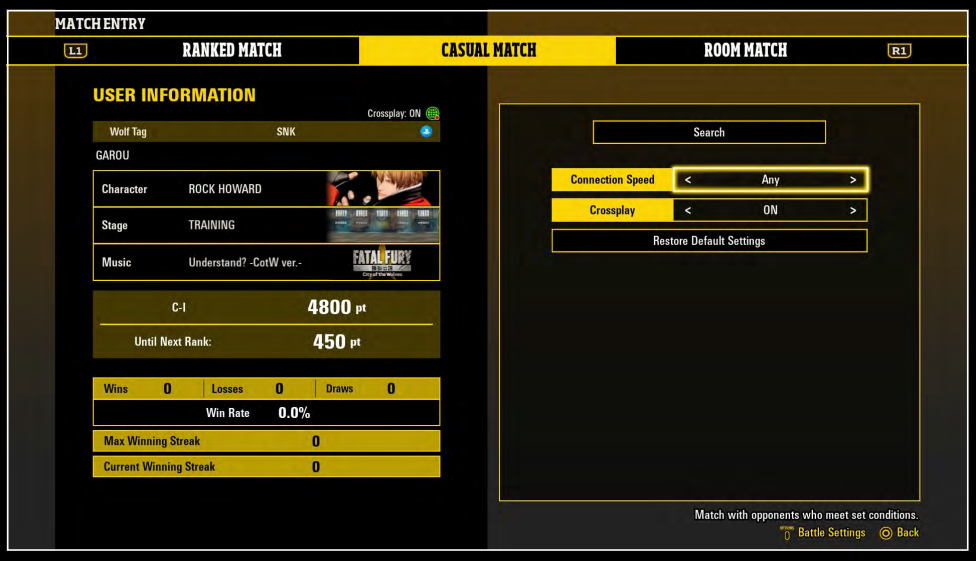

Room Match

Fight in online rooms with friends and other invited players.
The following matchmaking options are available from the Match Entry screen:

Room Creation

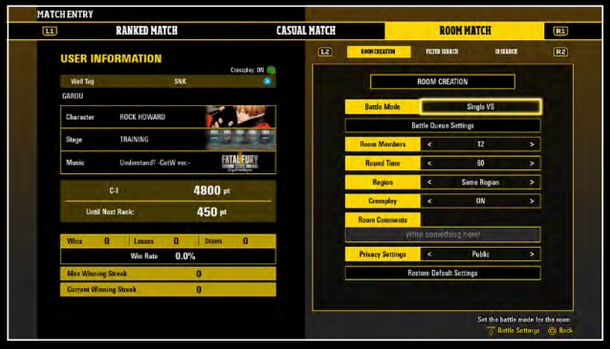

Make a new room and wait for players to join.

Filter Search

Look for (and join) rooms, just like with Ranked Matches and Casual Matches.

ID Search

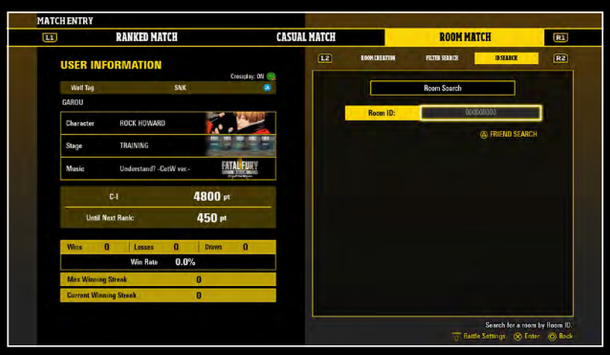

Look up a room using its unique room ID.

Crossplay toggle (ON/OFF)

The top-right corner of the main menu shows whether crossplay is currently on or off. Press the button indicated to change the setting (ON by default).

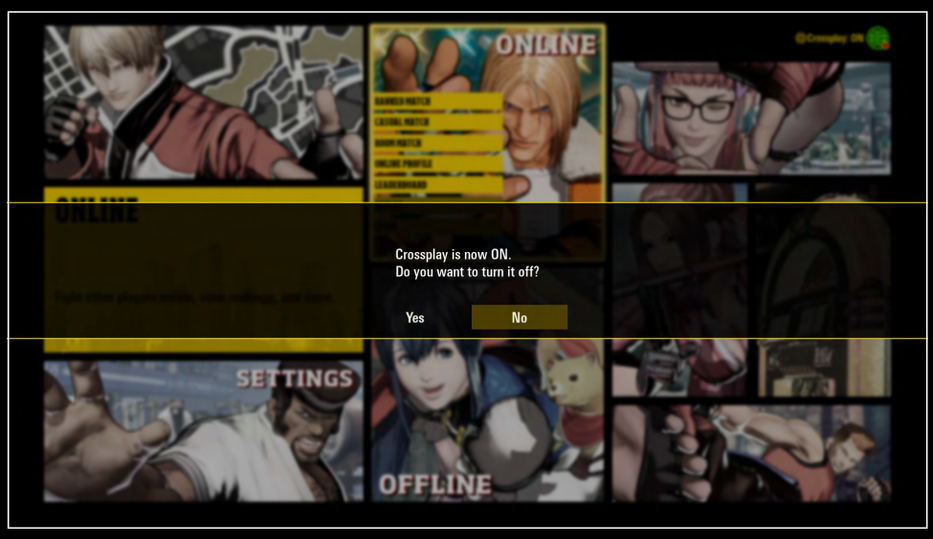

Online Matches: Battle HUD

Platform icons

Platform icons will be displayed next to player names (Wolf Tags) during online matches. These icons will let you see whether or not a player is on a different platform.

Player icons	Opponent icon
PlayStation® icon (PS4®/PS5®)	Network icon
Xbox icon (Series X|S)	The network icon will show when you are matched with someone playing on a different platform. If both of you are on the same platform, your opponent's icon will be identical to yours.
PC icon (Steam)	

Connection status

Information about your connection appears above the round timer during online matches.

- **D:** Input delay value
- **R:** Rollback frames

- **Signal Icon:** Connection strength (bars)
- **ms:** Ping

OFFLINE

TUTORIAL: Get Ready to Rock!

Head to OFFLINE > PRACTICE > TUTORIAL to learn the ins and outs of the game.
* Training Mode not available.

Follow Terry as he guides you through the basics of battle—and more!
* You can switch between Arcade Style and Smart Style.

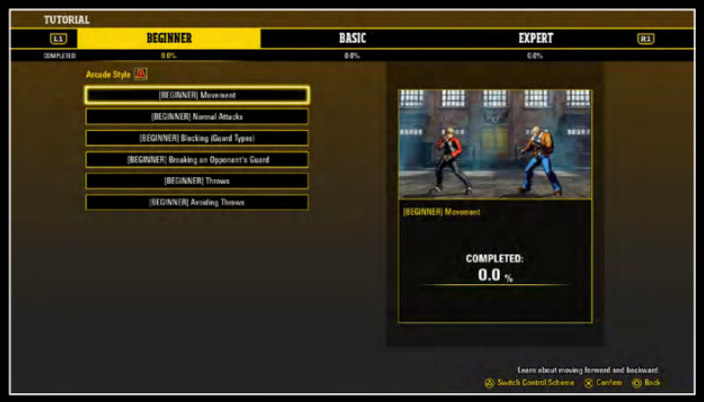

©SNK CORPORATION ALL RIGHTS RESERVED.
"PlayStation" "PS4" and "PS5" are registered trademarks of Sony Interactive Entertainment Inc.
© 2025 Valve Corporation. Steam and the Steam logo are trademarks and/or registered trademarks of Valve Corporation in the U.S. and/or other countries.